


# 2001-02 SEASON IN REVIEW



A.J. Diggs  
JUNIOR GUARD



**U**tilizing a balanced attack that emphasized teamwork over individual rewards, Cal completed the 2001-02 season with a 23-9 record and a second-round appearance in the NCAA Tournament.

The Bears, who did not boast an All-Pac-10 player on the roster, still tied for second in the league with a 12-6 mark and reached the semifinals of the conference tournament.

Cal's overall victory total matched head coach Ben Braun's 1996-97 squad for most wins at the school since 1960, with the Bears reaching as high as 21st in the Associated Press poll near the end of the season.

Cal began the year by winning nine of its first 10 games, claiming titles at both the BCA Classic and the Golden Bear Classic. Included in the run was a 97-75 win over Fresno State, avenging the Bears' loss to the Bulldogs in the 2001 NCAA playoffs.

Cal started Pac-10 season with a home-and-home series against Stanford. Although the Bears lost the opener on the Farm, Cal came back two days later to post a 68-54 triumph over the then-12th-rated Cardinal behind 19 points from senior guard Ryan Forehan-Kelly.

The Bears lost their next outing at eventual Pac-10 champion Oregon, but they won their next four straight, capped by a 92-91 overtime win at 23rd-ranked USC, to improve to 14-3. Cal went on to finish the regular season 21-7. Among the team's biggest wins were a 107-103 double OT victory over the Ducks and back-to-back home wins over UCLA (69-51) and USC (83-64). In the Oregon contest, freshman Amit Tamir poured in 39 points to earn Pac-10 and ESPN.com National Player of the Week honors.

*Solomon Hughes led Cal in field goal shooting each of the last three seasons.*

At the Pac-10 tournament, the Bears edged UCLA, 67-61, behind Forehan-Kelly's 20 points to reach the semifinals for just the second time ever. However, Arizona ended Cal's title hopes with a 90-78 decision.

In the NCAA Tournament, the Bears earned a No. 6 seed in the South Region and were sent to Pittsburgh where they matched up with Ivy League champ Penn. Joe Shipp scored 20 points and Brian Wethers added 19 more to lead the Bears to an 82-75 victory. Big East leader Pittsburgh, playing in its home city, shut down Cal's offense in Round 2, emerging with a 63-50 win.

## BRAUN TIES NEWELL IN POSTSEASON WINS

In just his sixth season as head coach, Ben Braun tied the legendary Pete Newell for most postseason victories with the Bears. Braun boasts a 10-4 mark, while Newell was 10-3 from 1957-60. Braun's total includes the 1999 National Invitation Tournament title, while Newell's 1959 squad captured the NCAA championship.

### POSTSEASON COACHING RECORDS AT CAL

Pete Newell .....	10-3 .....	4 NCAA
Ben Braun .....	10-4 .....	3 NCAA, 2 NIT
Lou Campanelli .....	4-4 .....	1 NCAA, 3 NIT
Todd Bozeman .....	2-3 .....	3 NCAA
Nibs Price .....	1-2 .....	1 NCAA

## DEFENSE A HALLMARK OF 2001-02 BEARS

During the 2001-02 season, Cal's defense allowed only 66.6 ppg to rank second in the Pac-10. Cal limited 13 teams to 60 points or less, including nine conference opponents. The last time Cal kept more squads to 60 or under was in 1983-84 – three years before the introduction of the 35-second shot clock – when the Bears held 14 teams down. Both Stanford (54) and UCLA (51) were held to season lows vs. Cal, while Arizona (68), Arizona State (59) and Washington (50) put up their second-lowest totals of the year against the Bears. Additionally, in Cal's 56-27 win over Eastern Washington Nov. 16, the Eagles scored the fewest points by a Golden Bear opponent since Cal beat San Francisco State, 52-23, on Dec. 13, 1946 – a span of 1,556 games.

## WITH NO TRUE STAR, BEARS CAPITALIZE ON BALANCE

With no player near the Top 10 in the Pac-10 in scoring or rebounding, Cal used a balanced offensive attack during the season. Junior forward Joe Shipp paced the squad with 14.8 ppg and led the Bears in points 15 times. But Shipp, who scored a career-high 31 points vs. Fresno State in December, wasn't the only player capable of putting up big numbers. Amit Tamir poured in 39 points vs. Oregon Feb. 9, Brian Wethers added 24 at USC Jan. 24 and Ryan Forehan-Kelly chipped in with 19 points vs. Stanford Jan. 6. In addition, Dennis Gates had a career-best 17 points against USC Feb. 23, while Shantay Legans added 20 points, including a 4-for-4 performance from three-point range to tie a school record, at Arizona State. Overall, eight different players led Cal in scoring, while the Bears had seven different rebounding leaders and eight players pace the squad in assists.



# 2001-02 SEASON IN REVIEW



## 2001-02 STARTERS AND RESERVES

Pos	No	Name	Ht	Wt	Yr	PPG	RPG	Notes
F	31	Jamal Sampson	6-11	235	Fr	6.4	6.5	Pac-10 All-Freshman team; declared for NBA Draft after season
F	34	Joe Shipp	6-5	220	Jr	14.8	4.7	Cal's MVP; HM All-Pac-10; 31 points vs. Fresno State
C	14	Solomon Hughes	6-11	225	Sr	7.7	3.9	No. 2 at Cal in career blocks (122) & FG percentage (57.9%)
G	12	Shantay Legans	5-10	175	Jr	8.1	3.8	Set school record with 36 consecutive free throws made
G	25	Brian Wethers	6-5	210	Jr	10.3	4.2	Raised scoring average every season at Cal
G	2	A.J. Diggs	5-9	160	So	3.2	1.6	Ranked 10th in Pac-10 with 47 steals (1.5 spg)
G	3	Donte Smith	6-2	190	Jr	1.1	0.6	6 points, 2 rebounds in win vs. Washington State Jan. 19
G	22	Ronnie West	6-3	190	So	0.0	0.1	Younger brother of former Cal & NBA star Kevin Johnson
G	23	Tashaan Forehan-Kelly	6-3	170	Fr	0.3	0.4	Appeared in 7 games as a walk-on
F	24	Amit Tamir	6-10	250	Fr	9.9	3.5	ESPN.com, Pac-10 Player of the Week after 39 points vs. Oregon
F	30	Erik Bond	6-7	190	Fr	0.0	0.0	Redshirted after undergoing ankle surgery in November
F/C	33	Gabriel Hughes	6-10	215	So	2.1	1.5	Shot 70.4% from floor (19-27); 10 points at Washington State
F	40	Conor Famulener	6-5	225	So	1.1	0.9	Appeared in 21 games; awarded scholarship after season
G	42	Ryan Forehan-Kelly	6-5	195	Sr	7.8	2.5	No. 4 all-time at Cal in three-point shooting (40.7%, 107-263)
G	51	Dennis Gates	6-3	195	Sr	5.6	2.0	Two-time first team Pac-10 All-Academic choice

### BEARS STRONG HOME TEAM

Cal put together one of its best home records in school history, finishing with a 17-1 mark. The Bears won their first 12 contests before suffering their only setback, a 68-58 decision to Arizona. Still, Cal posted four wins over ranked opponents, defeating Stanford, Oregon, UCLA and USC along the way, in addition to convincing victories over Fresno State and New Mexico. Inside Haas Pavilion, the Bears' average margin of victory was 74.9-60.3 and they held the opposition to just 39.1 percent shooting from the floor. In its history, Cal won more home games only one other time – the Bears were 24-2 during the 1945-46 season.

### CAL GAINS FOURTH 20-WIN SEASON UNDER BRAUN

With a 23-9 record, head coach Ben Braun guided Cal to a fourth 20-win campaign, a feat attained by just one other coach in school history – Nibs Price. However, Price took 24 years to reach the goal, while Braun was in just his sixth season at the helm of the Golden Bear program. Hall of Fame coach Pete Newell had three 20-win seasons in six years as head coach, while Lou Campanelli also had three in eight seasons.

#### CAL COACHES WITH MOST 20-WIN SEASONS

4 .... Ben Braun .....	1996-97 (23-9), 1998-99 (22-11), 2000-01 (20-11), 2001-02 (23-9)
4 .... Nibs Price .....	1938-39 (24-8), 1945-46 (30-6), 1946-47 (20-11), 1947-48 (25-9)
3 .... Pete Newell .....	1956-57 (21-5), 1958-59 (25-4), 1959-60 (28-2)
3 .... Lou Campanelli .....	1986-87 (20-15), 1988-89 (20-13), 1989-90 (22-10)

### CAL EARNS HIGHEST RANKING IN SEVEN SEASONS

On Monday, Feb. 25, Cal claimed its first national ranking of the season, earning the No. 21 spot in the Associated Press poll and the No. 25 position from ESPN/USA Today. The ranking was the first for the

Bears since they were voted 25th by AP on Jan. 4, 1999. In addition, it was Cal's highest location during the regular season since the Bears were 20th on Jan. 9, 1995 in the AP poll. Cal was 18th in the final coaches' poll in 1997, following its run to the NCAA Sweet 16.

### CAL BREAKS THREE-POINT RECORD TWICE

Cal shot just 31.4 percent from three-point range during the year, but the Bears showed a penchant for occasionally scorching the nets from outside the arc. Twice during the season, Cal broke the school record for three-pointers in a game. Back on Dec. 11, the Bears were 14-for-28 (50.0%) against Fresno State, snapping the old mark of 13 most recently reached against UCLA on Feb. 1, 2001. Then at USC Jan. 24, Cal was 15-for-28 (53.6%), with six different players contributing – Amit Tamir (3-5), Joe Shipp (4-6), A.J. Diggs (2-3), Dennis Gates (1-3), Shantay Legans (3-6) and Brian Wethers (2-4). In addition to those two games, Cal also shot 64.7 percent (11-17) from long distance in its win over Oregon Feb. 9.

### GOLDEN BEAR MISCELLANEOUS NOTES...

Cal came back from 19 points down (45-26, 2:41 left in first half) to beat Oregon Feb. 9 – its largest comeback since the Bears fell behind by 20 points to Arizona State on Feb. 10, 1994 before winning, 95-78 ... Jamal Sampson was voted MVP of the BCA Classic, while Joe Shipp was also named to the all-tournament team ... at the Golden Bear Classic, Solomon Hughes was voted tournament MVP, with Dennis Gates also earning all-tournament honors ... Cal tied for second in the Pac-10 standings, the fourth time the Bears have attained such status since winning their last conference title in 1960 ... Jamal Sampson and Amit Tamir were selected to the Pac-10 All-Freshman squad, while Dennis Gates (first team) and Donte Smith (honorable mention) earned Pac-10 All-Academic honors ... A.J. Diggs, despite starting only six games and averaging 16.5 minutes, led the Bears with 47 steals ... Shantay Legans made his final 36 free throws to set a Cal consecutive streak record.



## RYAN FOREHAN-KELLY



**6-5 195 GUARD IRVINE, CA**

Forehan-Kelly joined the Bears as a walk-on, then was rewarded with a scholarship before the start of his junior season ... one of the top three-point shooters in Cal history, ranking No.4 at 40.7 percent ... received Cal's Top Defensive Player Award twice ... a first team Pac-10 All-Academic choice as a junior ... as a senior scored 19 points, including 13 over the final 5:12, to lead Cal to a 68-54 win over Stanford ... tied a career high with 20 points, including a Pac-10 Tournament record-tying six three-pointers, vs. UCLA ... added 10 points in Cal's NCAA Tournament win over Penn ... started 21 consecutive games his junior year ... ranked seventh in the league in three-point accuracy ... set a season high with 18 points against Arizona State ... had a better than 3-to-1 assist-to-turnover ratio ... as a sophomore, had his breakout game at Oregon State with 17 points and four rebounds ... added 20 points at Arizona ... his three-point rate of 45.3 percent rate third on Cal's season list ... saw limited time as a freshman, but did hit two key free throws late in Cal's 78-73 win over ASU.

### CAREER STATISTICS

Year	G-Gs	Min	Fg-Fga	Pct	3p-3pa	Pct	Ft-Fta	Pct	Reb	Avg	Pf-D	Ast	To	Blk	St	Tp	Avg
1999	10-0	19	3-7	.429	0-2	.000	5-6	.833	5	0.5	2-0	1	2	0	6	11	1.1
2000	30-11	458	42-84	.500	24-53	.453	6-12	.500	75	2.5	55-1	17	20	4	21	114	3.8
2001	31-21	813	71-153	.464	41-98	.418	40-51	.784	85	2.7	62-1	63	20	6	38	223	7.2
2002	32-2	734	81-175	.463	42-110	.382	44-57	.772	80	2.5	61-2	38	28	4	28	248	7.8
<b>Totals</b>	<b>103-34</b>	<b>2024</b>	<b>197-419</b>	<b>.470</b>	<b>107-263</b>	<b>.407</b>	<b>95-126</b>	<b>.754</b>	<b>245</b>	<b>2.4</b>	<b>180-4</b>	<b>119</b>	<b>70</b>	<b>14</b>	<b>93</b>	<b>596</b>	<b>5.8</b>

## DENNIS GATES



**6-3 195 GUARD CHICAGO, IL**

A true leader both on and off the court, Gates had the ability to change the tempo of a game with his intensity and defensive pressure ... two-time first team Pac-10 All-Academic choice ... received his bachelor's degree in sociology in only three years and completed Master's degree work in education his senior year ... as a senior, dished out a career-high nine assists vs. Fresno State and eight more vs. Harvard ... named to the all-tournament team at the Golden Bear Classic after hitting the winning three-pointer vs. in the title tilt vs. Penn State with four seconds left ... tallied a career-best 17 points in his final home game against USC ... connected on his first 18 free throws his junior year, finishing at 90.3 percent from the charity stripe ... named Cal's Most Inspirational Player ... started 14 games as a sophomore ... poured in 13 points in a win at UCLA ... swiped five steals in just his second career game vs. Eastern Washington as a freshman.

### CAREER STATISTICS

Year	G-Gs	Min	Fg-Fga	Pct	3p-3pa	Pct	Ft-Fta	Pct	Reb	Avg	Pf-D	Ast	To	Blk	St	Tp	Avg
1999	28-2	318	23-83	.277	14-53	.264	9-17	.529	26	0.9	29-0	15	11	7	28	69	2.5
2000	31-14	439	36-115	.313	20-70	.286	21-25	.840	33	1.1	43-2	26	24	7	20	113	3.6
2001	27-4	306	26-71	.366	12-41	.296	28-31	.903	24	0.9	43-0	36	13	2	14	92	3.4
2002	28-14	511	51-129	.395	16-62	.258	40-54	.741	57	2.0	50-1	71	31	6	38	158	5.6
<b>Totals</b>	<b>114-34</b>	<b>1574</b>	<b>136-398</b>	<b>.342</b>	<b>62-226</b>	<b>.274</b>	<b>98-127</b>	<b>.772</b>	<b>140</b>	<b>1.2</b>	<b>165-3</b>	<b>148</b>	<b>79</b>	<b>22</b>	<b>100</b>	<b>432</b>	<b>3.8</b>

## SOLOMON HUGHES



**6-11 230 CENTER CARSON, CA**

Hughes finished his career ranked second in Cal history in blocked shots with 122, trailing only Michael Stewart ... also second in the Cal career record book to Mark McNamara in field goal shooting (57.9%) ... one of only seven players at Cal to play in at least 120 games ... paced the Bears in field goal shooting his final three seasons ... helped Cal earn postseason berths all four years with two appearances in the National Invitation Tournament and two berths in the NCAA Tournament ... a member of Cal's NIT championship team in 1999 ... as a senior, named Most Valuable Player of the Golden Bear Classic after scoring a career-high 19 points vs. Penn State ... blocked 31 shots on the season ... reached double figures in scoring 11 times, including 17 points vs. New Mexico and 16 points against Saint Louis ... led the Pac-10 in field goal shooting at 62.9 percent, the third-highest rate in school history, his junior year ... averaged a career-best 8.2 ppg ... as a sophomore, started 16 of 33 games ... blocked 36 shots, the highest total of his career, including four vs. Washington State ... named Cal's Most Improved Player after the season.

### CAREER STATISTICS

Year	G-Gs	Min	Fg-Fga	Pct	3p-3pa	Pct	Ft-Fta	Pct	Reb	Avg	Pf-D	Ast	To	Blk	St	Tp	Avg
1999	29-2	364	44-84	.524	0-0	.000	9-39	.231	71	2.4	57-0	3	19	25	18	97	3.3
2000	33-16	421	74-139	.532	0-0	.000	21-57	.368	113	3.4	69-0	11	30	36	21	169	5.1
2001	31-10	568	107-170	.629	0-0	.000	40-94	.426	124	4.0	81-0	11	39	30	22	254	8.2
2002	28-24	496	95-160	.594	0-0	.000	26-70	.371	110	3.9	59-1	16	32	31	12	216	7.7
<b>Totals</b>	<b>121-52</b>	<b>1849</b>	<b>320-553</b>	<b>.579</b>	<b>0-0</b>	<b>.000</b>	<b>96-260</b>	<b>.369</b>	<b>418</b>	<b>3.5</b>	<b>266-1</b>	<b>41</b>	<b>120</b>	<b>122</b>	<b>73</b>	<b>736</b>	<b>6.1</b>



# 2001-02 STATISTICS



**OVERALL RECORD: 23-9**

**PAC-10 RECORD: 12-6 (T2ND)**

**HOME: 17-1    AWAY: 4-6    NEUTRAL: 2-2**

## ALL GAMES

Player	G-Gs	Min	Avg	Fg-Fga	Pct	3p-3pa	Pct	Ft-Fta	Pct	Reb	Avg	Pf	Fo	A	To	Blk	Stl	Pts	Avg
Shipp	32-31	950	29.7	162-333	.486	43-122	.352	107-137	.781	149	4.7	61	0	53	41	18	27	474	14.8
Wethers	32-17	728	22.8	132-277	.477	9-47	.191	57-80	.713	134	4.2	70	1	46	61	3	26	330	10.3
Tamir	24-9	584	24.3	92-230	.400	25-77	.325	29-35	.829	85	3.5	65	0	44	35	5	15	238	9.9
Legans	31-26	833	26.9	78-204	.382	45-143	.315	51-57	.895	66	2.1	64	1	117	71	0	37	252	8.1
RForehan-Kelly	32-2	734	22.9	81-175	.463	42-110	.382	44-57	.772	80	2.5	61	2	38	28	4	28	248	7.8
SHughes	28-24	496	17.7	95-160	.594	0-0	.000	26-70	.371	110	3.9	59	1	16	32	31	12	216	7.7
Sampson	32-31	797	24.9	78-183	.426	0-0	.000	50-95	.526	209	6.5	85	0	38	53	54	15	206	6.4
Gates	28-14	511	18.3	51-129	.395	16-62	.258	40-54	.741	57	2.0	50	1	71	31	6	38	158	5.6
Diggs	32-6	528	16.5	33-76	.434	4-11	.364	32-52	.615	57	1.8	64	0	51	45	0	47	102	3.2
GHughes	21-0	90	4.3	19-27	.704	0-0	.000	6-19	.316	31	1.5	22	0	3	7	10	1	44	2.1
Smith	14-0	81	5.8	4-25	.160	2-12	.167	6-6	1.000	8	0.6	6	0	0	5	0	1	16	1.1
Famulener	21-0	108	5.1	9-24	.375	1-10	.100	5-7	.714	18	0.9	9	0	7	3	1	6	24	1.1
TForehan-Kelly	7-0	17	2.4	1-4	.250	0-1	.000	0-0	.000	3	0.4	0	0	1	2	0	0	2	0.3
West	9-0	18	2.0	0-2	.000	0-0	.000	0-0	.000	1	0.1	1	0	2	1	0	0	0	0.0
Team										79	2.5				8				
<b>Total</b>	<b>32</b>	<b>6475</b>		<b>835-1849</b>	<b>.452</b>	<b>187-595</b>	<b>.314</b>	<b>453-669</b>	<b>.677</b>	<b>1087</b>	<b>34.0</b>	<b>617</b>	<b>6</b>	<b>487</b>	<b>423</b>	<b>132</b>	<b>253</b>	<b>2310</b>	<b>72.2</b>
<b>Opponents</b>	<b>32</b>	<b>6475</b>		<b>729-1743</b>	<b>.418</b>	<b>221-643</b>	<b>.344</b>	<b>451-677</b>	<b>.666</b>	<b>1140</b>	<b>35.6</b>	<b>617</b>	<b>-</b>	<b>433</b>	<b>551</b>	<b>89</b>	<b>159</b>	<b>2130</b>	<b>66.6</b>

Score by Periods	1st	2nd	OT1	OT2	Total
California	1096	1176	20	18	2310
Opponents	986	1111	19	14	2130

**Deadball Rebounds:** Cal 116, Opponents 127

## PACIFIC-10 CONFERENCE GAMES

Player	G-Gs	Min	Avg	Fg-Fga	Pct	3p-3pa	Pct	Ft-Fta	Pct	Reb	Avg	Pf	Fo	A	To	Blk	Stl	Pts	Avg
Shipp	18-17	512	28.4	86-176	.489	16-52	.308	63-76	.829	78	4.3	33	0	25	22	10	15	251	13.9
Tamir	18-9	460	25.6	83-193	.430	25-68	.368	21-24	.875	64	3.6	51	0	30	22	3	12	212	11.8
Wethers	18-8	379	21.1	71-154	.461	3-22	.136	32-41	.780	77	4.3	37	0	22	32	1	13	177	9.8
RForehan-Kelly	18-2	413	22.9	43-84	.512	22-49	.449	30-33	.909	44	2.4	33	1	22	15	2	13	138	7.7
Legans	17-12	475	27.9	40-102	.392	24-70	.343	26-27	.963	29	1.7	37	1	70	41	0	25	130	7.6
Sampson	18-17	435	24.2	46-108	.426	0-0	.000	31-56	.554	105	5.8	45	0	25	29	28	5	123	6.8
SHughes	14-10	211	15.1	35-72	.486	0-0	.000	7-23	.304	49	3.5	26	0	7	10	11	4	77	5.5
Gates	14-9	269	19.2	24-58	.414	7-28	.250	21-30	.700	30	2.1	28	1	27	14	2	17	76	5.4
Diggs	18-6	339	18.8	22-49	.449	3-9	.333	21-34	.618	32	1.8	36	0	23	24	0	28	68	3.8
GHughes	11-0	43	3.9	10-13	.769	0-0	.000	4-9	.444	18	1.6	12	0	1	4	3	0	24	2.2
Smith	7-0	49	7.0	2-13	.154	1-7	.143	4-4	1.000	3	0.4	5	0	0	2	0	1	9	1.3
Famulener	14-0	76	5.4	6-16	.375	0-4	.000	5-7	.714	15	1.1	8	0	3	1	1	3	17	1.2
West	3-0	6	2.0	0-1	.000	0-0	.000	0-0	.000	0	0.0	1	0	1	0	0	0	0	0.0
TForehan-Kelly	2-0	8	4.0	0-1	.000	0-1	.000	0-0	.000	2	1.0	0	0	0	2	0	0	0	0.0
Team										39	2.2				5				
<b>Total</b>	<b>18</b>	<b>3675</b>		<b>468-1040</b>	<b>.450</b>	<b>101-310</b>	<b>.326</b>	<b>265-364</b>	<b>.728</b>	<b>585</b>	<b>32.5</b>	<b>352</b>	<b>3</b>	<b>256</b>	<b>223</b>	<b>61</b>	<b>136</b>	<b>1302</b>	<b>72.3</b>
<b>Opponents</b>	<b>18</b>	<b>3675</b>		<b>413-977</b>	<b>.423</b>	<b>134-375</b>	<b>.357</b>	<b>280-401</b>	<b>.698</b>	<b>646</b>	<b>35.9</b>	<b>330</b>	<b>-</b>	<b>247</b>	<b>301</b>	<b>54</b>	<b>88</b>	<b>1240</b>	<b>68.9</b>

Score by Periods	1st	2nd	OT1	OT2	Total
California	597	667	20	18	1302
Opponents	574	633	19	14	1240

**Deadball Rebounds:** Cal 57, Opponents 68





## 2001-02 SEASON RESULTS

Date	Opponent	Score	W/L	Rec	Pac-10	Attend	Cal Hi Scorer	Cal Hi Rebounder	Cal Hi Assists
11-5	L.A. City Stars (Exh.)	111-74	W			2,000	Shipp, SHughes 20	SHughes 10	Legans 8
11-9	EA Sports (Exh.)	97-67	W			3,500	Shipp 15	Forehan-Kelly 7	Legans 6
11-15	Princeton+	70-58	W	1-0		9,485	Shipp 15	Sampson 5	Shipp 4
11-16	Eastern Washington+	56-27	W	2-0		8,915	Wethers 13	Sampson 14	Gates 3
11-20	Santa Clara	67-60	W	3-0		8,892	Legans 13	Sampson 9	Legans, Diggs 4
11-28	New Mexico	71-62	W	4-0		9,529	SHughes 17	Sampson 7	Shipp 4
12-1	at South Florida	59-79	L	4-1		5,507	Shipp 15	Shipp, RForehan-Kelly 6	Gates 3
12-6	Saint Louis (KRON)	88-63	W	5-1		9,091	Shipp 24	SHughes, Gates 6	Legans 5
12-11	Fresno State (KRON)	97-75	W	6-1		9,701	Shipp 31	Sampson 8	Gates 9
12-21	Mount St. Mary's (KRON)	78-50	W	7-1		8,959	Shipp 18	Sampson 11	Diggs 4
12-28	Harvard* (KRON)	69-54	W	8-1		9,161	SHughes 14	Sampson 15	Gates 8
12-29	Penn State* (KRON)	76-73	W	9-1		9,456	SHughes 19	Tamir 9	Gates 4
1-4	at Stanford (X/12) (FSN)	62-82	L	9-2	0-1	7,391	Shipp 15	Wethers 7	Legans 4
1-6	Stanford (X/12) (KRON)	68-54	W	10-2	1-1	12,000	RForehan-Kelly 19	Wethers 8	Legans 6
1-10	at Oregon	72-76	L	10-3	1-2	8,504	Shipp 24	Shipp 7	4 with 2
1-12	at Oregon State (FSN)	61-53	W	11-3	2-2	6,523	Shipp 14	Wethers 7	Legans 5
1-17	Washington	62-50	W	12-3	3-2	9,612	Shipp 18	Sampson 17	Sampson 3
1-19	Washington State (FSN)	90-57	W	13-3	4-2	9,216	Tamir 17	Sampson 9	Tamir 4
1-24	at USC (X/23) (FSW2)	92-91 OT	W	14-3	5-2	7,982	Wethers 24	Sampson 10	Shipp, Legans 4
1-26	at UCLA (X/13) (FSN)	57-64	L	14-4	5-3	12,275	Shipp 15	Sampson 7	Legans 3
1-31	Arizona (X/19) (KRON)	58-68	L	14-5	5-4	12,000	Shipp 12	Wethers 7	Legans 5
2-2	Arizona State (KRON)	67-59	W	15-5	6-4	10,454	Tamir, RF-Kelly 13	Wethers 8	Legans 5
2-7	Oregon State (FSN)	73-58	W	16-5	7-4	9,212	Shipp 18	Sampson 6	Legans, Tamir 5
2-9	Oregon (X/13) (ABC)	107-103 2OT	W	17-5	8-4	12,000	Tamir 39	Tamir, Sampson 5	Legans 6
2-14	at Washington State (KRON)	77-56	W	18-5	9-4	2,008	Sampson, RF-Kelly 11	Sampson 10	Legans 6
2-16	at Washington (FSN)	60-75	L	18-6	9-5	6,220	Shipp 15	RForehan-Kelly 9	Legans 3
2-21	UCLA (X/25) (FSW2)	69-51	W	19-6	10-5	12,000	Tamir 18	Wethers, Shipp 6	Wethers 6
2-23	USC (X/20) (FSN)	83-64	W	20-6	11-5	12,000	Gates 17	Sampson 10	Tamir 7
2-28	at Arizona State (21/X) (FSA)	91-80	W	21-6	12-5	7,712	Legans 20	Tamir 7	Legans, Shipp 5
3-2	at Arizona (21/14) (CBS)	53-99	L	21-7	12-6	14,578	Wethers 18	SHughes 6	Legans, Sampson 3
3-7	vs. UCLA# (25/X) (FSN)	67-61	W	22-7		17,839	RForehan-Kelly 20	Shipp 6	Tamir 6
3-8	vs. Arizona (25/15)# (FSN)	78-90	L	22-8		18,887	Shipp 25	Wethers 7	3 with 2
3-15	vs. Pennsylvania! (CBS)	82-75	W	23-8		17,015	Shipp 20	Sampson 10	Legans 6
3-17	vs. Pittsburgh! (X/9) (CBS)	50-63	L	23-9		17,015	Legans 13	Shipp 8	Tamir 3

Home Games (**bold**) at Walter A. Haas Jr. Pavilion

Number in parentheses refers to Cal/opponent Associated Press ranking at time of game

+ — BCA Classic (Haas Pavilion, Berkeley)

\* — Golden Bear Classic (Haas Pavilion, Berkeley)

# — Pac-10 Tournament

(Staples Center, Los Angeles, CA)


! — NCAA South Regional

(Mellon Arena, Pittsburgh, PA)

FSN — Fox Sports Net

FSW2 — Fox Sports West 2

FSA — Fox Sports Arizona



Jamal Sampson



Ryan Forehan-Kelly



# 2001-02 STATISTICS



## POINTS-REBOUNDS-ASSISTS

Opponent	Diggs	Famulener	RF-Kelly	Gates	GHughes	SHughes	Legans	Sampson	Shipp	Smith	Tamir	Wethers
Princeton	4-2-2	0-0-0	11-3-2	11-4-3	0-0-0	<u>5-3-1</u>	<u>5-2-2</u>	<u>10-5-2</u>	<u>15-4-4</u>	DNP		<u>9-2-1</u>
E. Washington	3-1-2	0-1-0	6-4-0	2-1-3	4-3-0	<u>6-6-1</u>	<u>5-1-1</u>	<u>10-14-1</u>	<u>7-5-2</u>	0-1-0		<u>13-6-2</u>
Santa Clara	2-3-4	DNP	12-6-1	2-1-2	0-1-0	<u>11-4-0</u>	<u>13-6-4</u>	<u>4-9-0</u>	<u>11-3-1</u>	DNP		<u>12-7-2</u>
New Mexico	3-2-1	DNP	11-2-1	16-2-2	0-0-1	<u>17-6-0</u>	<u>7-4-2</u>	<u>9-7-1</u>	<u>4-3-4</u>	0-0-0		<u>4-4-3</u>
at South Florida	0-1-1	DNP	14-6-2	11-3-3	0-0-0	<u>4-3-0</u>	<u>9-3-2</u>	<u>2-5-1</u>	<u>15-6-2</u>	0-1-0		<u>4-3-1</u>
Saint Louis	0-2-2	0-0-0	6-1-3	<u>5-6-4</u>	4-2-1	<u>16-6-2</u>	<u>7-5-5</u>	<u>10-5-0</u>	<u>24-4-1</u>	3-0-0		<u>13-2-1</u>
Fresno State	0-0-2	2-2-4	5-3-2	<u>5-0-9</u>	2-4-0	<u>9-2-0</u>	<u>12-4-8</u>	<u>15-8-0</u>	<u>31-6-1</u>	0-0-0		<u>14-3-3</u>
Mount St. Mary's	5-2-4	0-0-0	2-0-3	<u>2-3-3</u>	9-2-0	<u>13-9-2</u>	<u>6-1-3</u>	<u>4-11-2</u>	<u>18-5-1</u>	4-1-0		<u>15-3-0</u>
Harvard	3-0-2	5-0-0	6-3-0	<u>3-4-8</u>	1-0-0	<u>14-3-1</u>	<u>10-1-6</u>	<u>7-15-1</u>	<u>12-7-0</u>	0-2-0	6-2-1	<u>2-3-1</u>
Penn State	2-3-0	DNP	0-0-0	<u>15-1-4</u>	0-0-0	<u>19-4-1</u>	<u>5-3-2</u>	<u>5-3-2</u>	<u>12-5-3</u>	DNP	12-9-2	<u>6-2-1</u>
at Stanford	0-0-0	0-2-0	9-2-0	<u>2-2-3</u>	1-2-0	INJ	<u>5-2-4</u>	<u>10-4-3</u>	<u>15-6-0</u>	DNP	<u>6-3-0</u>	<u>14-7-0</u>
Stanford	5-5-0	2-0-0	19-4-3	<u>3-3-2</u>	0-1-0	INJ	<u>6-0-6</u>	<u>5-5-0</u>	<u>9-5-0</u>	DNP	<u>10-5-1</u>	<u>9-8-2</u>
at Oregon	3-0-1	4-1-0	2-1-2	<u>4-5-1</u>	2-1-0	INJ	<u>5-0-2</u>	<u>3-3-0</u>	<u>24-7-2</u>	DNP	<u>19-3-0</u>	<u>6-2-2</u>
at Oregon State	<u>4-3-0</u>	0-0-0	3-5-0	<u>10-0-0</u>	DNP	INJ	5-3-5	<u>7-5-1</u>	<u>14-4-2</u>	0-0-0	<u>8-1-0</u>	<u>10-7-0</u>
Washington	<u>3-3-2</u>	DNP	0-2-0	<u>3-3-2</u>	DNP	5-4-0	6-1-2	<u>15-17-3</u>	<u>18-6-1</u>	DNP	<u>3-2-1</u>	<u>9-3-0</u>
Washington State	<u>12-0-0</u>	3-3-2	6-2-1	<u>2-2-1</u>	5-4-0	2-6-1	6-1-2	<u>12-9-2</u>	<u>8-2-1</u>	6-2-0	<u>17-4-4</u>	<u>11-0-1</u>
at USC	<u>8-2-1</u>	DNP	0-1-0	<u>3-1-2</u>	0-0-0	0-0-1	13-1-4	<u>11-10-2</u>	<u>20-9-4</u>	DNP	<u>13-6-3</u>	<u>24-6-1</u>
at UCLA	<u>2-2-2</u>	0-0-0	8-2-1	<u>11-1-0</u>	DNP	3-2-0	2-0-3	<u>9-7-0</u>	<u>15-4-1</u>	DNP	<u>0-3-0</u>	<u>7-4-2</u>
Arizona	2-1-0	0-1-1	<u>11-2-1</u>	4-2-4	DNP	<u>2-1-0</u>	<u>7-3-5</u>	<u>0-0-0</u>	<u>12-5-0</u>	DNP	<u>10-6-1</u>	<u>10-7-0</u>
Arizona State	0-1-2	DNP	13-1-1	7-0-2	DNP	<u>11-4-1</u>	<u>9-1-5</u>	0-2-0	<u>12-1-1</u>	0-1-0	<u>13-5-1</u>	<u>2-8-2</u>
Oregon State	4-3-1	0-0-0	6-2-1	INJ	2-0-0	<u>4-5-1</u>	<u>7-4-5</u>	<u>6-6-3</u>	<u>18-3-1</u>	0-0-0	<u>14-3-5</u>	<u>12-5-1</u>
Oregon	5-2-4	2-0-0	10-1-2	INJ	DNP	<u>3-1-1</u>	<u>22-3-6</u>	<u>4-5-5</u>	<u>13-3-3</u>	DNP	<u>39-5-0</u>	<u>9-4-1</u>
at Washington State	1-2-3	4-5-0	11-3-2	INJ	10-6-1	<u>6-8-0</u>	<u>5-2-6</u>	<u>11-10-0</u>	<u>9-4-2</u>	3-0-0	<u>9-2-1</u>	<u>8-0-1</u>
at Washington	2-1-0	0-3-0	12-9-2	INJ	0-0-0	<u>11-3-1</u>	<u>4-3-3</u>	<u>8-3-1</u>	<u>15-3-1</u>	DNP	<u>6-0-1</u>	<u>2-3-2</u>
UCLA	3-0-1	DNP	3-3-2	3-1-1	DNP	<u>12-1-1</u>	<u>0-2-4</u>	<u>4-4-2</u>	<u>11-6-0</u>	DNP	<u>18-4-4</u>	<u>15-6-6</u>
USC	<u>12-4-4</u>	0-0-0	<u>14-1-2</u>	<u>17-5-4</u>	2-2-0	<u>10-7-0</u>	INJ	<u>7-10-0</u>	8-2-0	0-0-0	5-4-7	<u>8-1-0</u>
at Arizona State	2-1-1	2-0-0	10-3-2	4-3-4	0-1-0	<u>5-1-0</u>	<u>20-1-5</u>	<u>9-2-0</u>	<u>18-6-5</u>	DNP	<u>18-7-0</u>	<u>3-1-1</u>
at Arizona	0-2-1	0-0-0	0-0-0	3-2-1	2-1-0	<u>3-6-0</u>	<u>8-2-3</u>	<u>2-3-3</u>	<u>13-2-1</u>	0-0-0	4-2-1	<u>18-5-0</u>
vs. UCLA	5-1-3	DNP	20-2-2	2-0-1	DNP	<u>0-1-0</u>	<u>5-2-2</u>	<u>2-5-0</u>	<u>18-6-3</u>	DNP	4-2-6	<u>11-4-3</u>
vs. Arizona	3-2-0	DNP	5-2-0	0-1-2	DNP	<u>10-6-0</u>	<u>13-2-2</u>	<u>0-3-1</u>	<u>25-5-1</u>	DNP	0-2-0	<u>22-7-2</u>
vs. Pennsylvania	2-2-4	DNP	10-1-0	6-1-0	DNP	<u>8-4-0</u>	<u>12-1-6</u>	<u>3-10-1</u>	<u>20-4-3</u>	DNP	2-1-2	<u>19-5-3</u>
vs. Pittsburg	2-4-1	0-0-0	2-3-0	2-0-0	0-1-0	<u>7-3-1</u>	<u>13-2-2</u>	<u>2-4-1</u>	<u>11-8-2</u>	DNP	2-5-3	<u>9-6-1</u>

Note: Starters are underlined

## GAME-BY-GAME TEAM STATS

Opponent	Field Goal Pct.		3-Point FG Pct.		Free Throw Pct.		Rebounds Cal-Opp	Turnovers Cal-Opp	Assists Cal-Opp
	Cal	Opponent	Cal	Opponent	Cal	Opponent			
Princeton	51.9 (28-54)	57.9 (21-36)	45.0 (9-20)	45.0 (9-20)	55.6 (5-9)	58.3 (7-12)	+5 (25-20)	-9 (15-24)	= (17-17)
E. Washington	40.7 (22-54)	23.3 (10-43)	31.3 (5-16)	0.0 (0-12)	53.8 (7-13)	43.8 (7-16)	+17 (44-27)	= (20-20)	+12 (13-1)
Santa Clara	43.3 (26-60)	36.7 (22-60)	12.5 (4-32)	34.8 (8-23)	52.4 (11-21)	66.7 (8-12)	+4 (40-36)	-2 (13-15)	-1 (14-15)
New Mexico	52.1 (25-48)	33.3 (23-69)	23.1 (3-13)	13.6 (3-22)	60.0 (18-30)	81.3 (13-16)	-8 (34-42)	+2 (12-10)	+4 (15-11)
at South Florida	34.4 (21-61)	45.8 (27-59)	26.9 (7-26)	30.8 (4-13)	52.6 (10-19)	63.6 (21-33)	-15 (35-50)	= (18-18)	= (12-12)
Saint Louis	52.4 (32-61)	39.6 (21-53)	41.7 (5-12)	50.0 (10-20)	63.3 (19-30)	55.0 (11-20)	+2 (36-34)	-11 (13-24)	+3 (19-16)
Fresno State	52.1 (37-71)	43.1 (25-58)	50.0 (14-28)	21.1 (4-19)	56.3 (9-16)	67.7 (21-31)	-8 (33-41)	-6 (13-19)	+12 (29-17)
Mount St. Mary's	49.2 (31-63)	32.1 (17-53)	26.7 (4-15)	25.0 (6-24)	60.0 (12-20)	47.6 (10-21)	+6 (40-34)	-9 (18-27)	+7 (19-12)
Harvard	35.4 (23-65)	37.3 (22-59)	28.0 (7-25)	31.3 (5-16)	55.2 (16-29)	55.6 (5-9)	+1 (43-42)	-9 (16-25)	+8 (20-12)
Penn State	47.1 (24-51)	43.3 (26-60)	26.7 (4-15)	36.0 (9-25)	63.2 (24-38)	70.6 (12-17)	-3 (33-36)	-8 (8-16)	-1 (15-16)
at Stanford	33.9 (20-59)	44.8 (26-58)	22.7 (5-22)	48.0 (12-25)	89.5 (17-19)	78.3 (18-23)	-12 (32-44)	-4 (15-19)	-5 (10-15)
Stanford	38.2 (21-55)	31.9 (15-47)	17.6 (3-17)	21.1 (4-19)	85.2 (23-27)	58.8 (20-34)	+6 (39-33)	-4 (15-19)	+3 (14-11)
at Oregon	50.9 (29-57)	47.5 (19-40)	46.2 (6-13)	35.3 (6-17)	72.7 (8-11)	71.1 (32-45)	-9 (23-32)	-8 (10-18)	+3 (10-7)
at Oregon State	38.3 (23-60)	34.1 (14-41)	42.1 (8-19)	40.0 (6-15)	58.3 (7-12)	86.4 (19-22)	-4 (32-36)	-10 (10-20)	-1 (8-9)
Washington	33.9 (20-59)	31.7 (19-60)	23.5 (4-17)	25.0 (5-20)	64.3 (18-28)	50.0 (7-14)	= (44-44)	-9 (12-21)	+1 (11-10)
Washington State	53.1 (34-64)	34.5 (19-55)	17.6 (3-17)	26.3 (5-19)	82.6 (19-23)	66.7 (14-21)	+7 (38-31)	-7 (15-22)	+6 (15-9)
at USC	48.6 (36-74)	49.2 (29-59)	53.6 (15-28)	55.0 (11-20)	62.5 (5-8)	78.6 (22-28)	+4 (37-33)	+1 (10-9)	+1 (18-17)
at UCLA	37.0 (20-54)	51.1 (23-45)	20.0 (5-25)	28.6 (4-14)	80.0 (12-15)	60.9 (14-23)	-4 (29-33)	-2 (13-15)	-2 (9-11)
Arizona	38.6 (22-57)	54.8 (23-42)	25.0 (5-20)	37.5 (6-16)	75.0 (9-12)	51.6 (16-31)	-8 (29-37)	-6 (15-21)	-2 (12-14)
Arizona State	48.9 (23-47)	38.7 (24-62)	30.0 (3-10)	25.0 (3-12)	81.8 (18-22)	61.5 (8-13)	-15 (27-42)	-4 (15-19)	+6 (15-9)
Oregon State	57.1 (28-49)	41.7 (20-48)	30.0 (3-10)	37.5 (9-24)	82.4 (14-17)	75.0 (9-12)	+12 (31-19)	-1 (10-11)	+4 (18-14)
Oregon	57.1 (36-63)	55.7 (34-61)	64.7 (11-17)	48.3 (14-29)	63.2 (24-38)	77.8 (21-27)	-6 (27-33)	-5 (16-21)	= (22-22)
at Washington St.	48.4 (31-64)	32.8 (20-61)	50.0 (6-12)	32.0 (8-25)	60.0 (9-15)	53.3 (8-15)	+7 (44-37)	-2 (8-10)	+9 (16-7)
at Washington	37.7 (23-61)	44.6 (25-56)	8.3 (1-12)	33.3 (7-21)	65.0 (13-20)	90.0 (18-20)	-11 (30-41)	-5 (12-17)	-6 (11-17)
UCLA	46.3 (25-54)	42.6 (20-47)	35.0 (7-20)	16.7 (3-18)	66.7 (12-18)	80.0 (8-10)	-1 (28-29)	-8 (13-22)	+7 (21-14)
USC	58.3 (28-48)	33.8 (23-68)	26.7 (4-15)	37.9 (11-29)	71.9 (23-32)	50.0 (7-14)	+4 (39-35)	= (10-10)	= (18-18)
at Arizona State	52.6 (30-57)	45.9 (28-61)	47.4 (9-19)	30.0 (6-20)	73.3 (22-30)	78.3 (18-23)	-10 (29-39)	-5 (12-17)	-3 (18-21)
at Arizona	32.8 (19-58)	48.5 (32-66)	17.6 (3-17)	43.8 (14-32)	70.6 (12-17)	80.8 (21-26)	-2 (27-48)	+2 (12-10)	-12 (10-22)
vs. UCLA	44.4 (24-54)	44.9 (22-49)	36.0 (9-25)	38.1 (8-21)	66.7 (10-15)	50.0 (9-18)	-3 (31-34)	-6 (13-19)	+9 (20-11)
vs. Arizona	50.8 (30-59)	57.9 (33-57)	21.1 (4-19)	41.7 (5-12)	77.8 (14-18)	70.4 (19-27)	+15 (38-23)	+8 (16-8)	-5 (8-13)
vs. Pennsylvania	52.0 (26-50)	42.1 (24-57)	46.7 (7-15)	45.8 (11-24)	74.2 (23-31)	88.9 (16-18)	-1 (31-32)	-4 (9-13)	+2 (19-17)
vs. Pittsburgh	31.0 (18-58)	43.4 (23-53)	16.7 (4-24)	29.4 (5-17)	62.5 (10-16)	46.2 (12-26)	-4 (39-43)	+4 (16-12)	-5 (11-16)





## TEAM HIGHS

	<i>California</i>		<i>Opponent</i>	
<b>Points (overall)</b>	108	Oregon, 2/9/02	103	Oregon, 2/9/02
<b>Points (regulation)</b>	97	Fresno State, 12/11/01	99	at Arizona, 3/2/02
<b>Field Goals Made</b>	37	Fresno State, 12/11/01	34	Oregon, 2/9/02
<b>Field Goal Attempts</b>	74	at USC, 1/24/02	69	New Mexico, 11/28/01
<b>Field Goal Percentage</b>	.583 (28-48)	USC, 2/23/02	.583 (21-36)	Princeton, 11/15/01
<b>3-point FG Made</b>	15*	at USC, 1/24/02	14	Oregon, 2/9/02
<b>3-point FG Attempts</b>	32	Santa Clara	14	at Arizona, 3/2/02
<b>3-point FG Percentage</b>	.647 (11-17)	Oregon, 2/9/02	.550 (11-20)	at USC, 1/24/02
<b>Free Throws Made</b>	24	Penn State	32	at Oregon, 1/10/02
<b>FT Attempts</b>	24	Oregon, 2/9/02	38	at Oregon, 1/10/02
<b>FT Percentage</b>	.895 (17-19)	at Stanford, 1/4/02	.900 (18-20)	at Washington, 2/16/02
<b>Rebounds</b>	44	many times	50	at South Florida, 12/1/01
<b>Assists</b>	29	Fresno State, 12/11/01	22	Oregon, 2/9/02
<b>Steals</b>	16	Mount St. Mary's, 12/21/01	22	at Arizona, 3/2/02
<b>Blocked Shots</b>	9	Eastern Washington, 11/16/01	9	Mount St. Mary's, 12/21/01
<b>Turnovers</b>	20	Eastern Washington, 11/16/01	6	many times
<b>Fouls</b>	30	at Oregon, 1/10/02	27	Mount St. Mary's, 12/21/01
			29	Saint Louis, 12/6/01
			29	Penn State, 12/29/01

## TEAM LOWS

	<i>California</i>		<i>Opponent</i>	
<b>Points</b>	50	vs. Pittsburgh, 3/17/02	27	Eastern Washington, 11/16/01
<b>Field Goals Made</b>	18	vs. Pittsburgh, 3/17/02	10	Eastern Washington, 11/16/01
<b>Field Goal Attempts</b>	47	Arizona State, 2/2/02	36	Princeton, 11/15/01
<b>Field Goal Percentage</b>	.310 (18-58)	vs. Pittsburgh, 3/17/02	.233 (10-43)	Eastern Washington, 11/16/01
<b>3-point FG Made</b>	1	at Washington, 2/16/02	0	Eastern Washington, 11/16/01
<b>3-point FG Attempts</b>	10	Arizona State, 2/2/02	12	Eastern Washington, 11/16/01
<b>3-point FG Percentage</b>	.083 (1-12)	at Washington, 2/16/02	12	Arizona State, 2/2/02
<b>Free Throws Made</b>	5	Princeton, 1/15/01	.000 (0-12)	Eastern Washington, 11/16/01
<b>FT Attempts</b>	5	at USC, 1/24/02	5	Harvard, 12/28/01
<b>FT Percentage</b>	.524 (11-21)	Santa Clara, 11/20/01	9	Harvard, 12/28/01
<b>Rebounds</b>	23	at Oregon, 1/10/02	.438 (7-16)	Eastern Washington, 11/16/01
<b>Assists</b>	9	at UCLA, 1/26/02	19	Oregon State, 2/7/02
<b>Steals</b>	1	Penn State, 12/29/01	1	Eastern Washington, 11/16/01
<b>Blocked Shots</b>	1	many times	2	Penn State, 11/29/01
<b>Turnovers</b>	8	Penn State, 12/29/01	0	Eastern Washington, 11/16/01
	8	at Washington State, 2/14/02	0	Santa Clara, 11/20/01
<b>Fouls</b>	13	New Mexico, 11/28/01	8	vs. Arizona, 3/8/02
			12	Princeton, 11/15/01
			12	UCLA, 1/26/02

\* Cal record



# MISCELLANEOUS STATISTICS



## INDIVIDUAL SEASON HIGHS

	<i>California</i>	<i>Opponent</i>
<b>Points</b>	39 Amit Tamir vs. Oregon, 2/9/02	29 Luke Jackson, Oregon, 2/9/02
<b>FG Made</b>	14 Amit Tamir vs. Oregon, 2/9/02	10 many times
<b>FG Attempted</b>	19 Brian Wethers at USC, 1/24/02	24 Altron Jackson, South Florida, 12/1/01
	19 Amit Tamir vs. Oregon, 2/9/02	
<b>FG Pct.</b>	1.000 (4-4) many times	1.000 (7-7) Dan Gadzuric, UCLA, 2/21/02
<b>3FG Made</b>	9* Joe Shipp vs. Fresno State, 12/11/01	6 David Bluthenthal, USC, 1/24/02
<b>3FG Attempted</b>	12# Joe Shipp vs. Fresno State, 12/11/01	9 many times
<b>3FG Pct.</b>	1.000 (4-4)# Shantay Legans at Arizona State, 2/28/02	1.000 (3-3) Jimmie Haywood, Oregon State, 1/12/02
		1.000 (3-3) Luke Jackson, Oregon, 2/9/02
<b>FT Made</b>	11 Joe Shipp vs. Penn, 3/15/02	12 Sam Clancy, USC, 1/24/02
<b>FT Attempted</b>	15 Joe Shipp vs. Penn, 3/15/02	15 Sam Clancy, USC, 1/24/02
<b>FT Pct.</b>	1.000 (8-8) Shantay Legans at Arizona State, 2/28/02	1.000 (10-10) Brandon Granville, USC, 1/24/02
<b>Rebounds</b>	17 Jamal Sampson vs. Washington, 1/17/02	15 B.B. Waldon, South Florida, 12/1/01
<b>Assists</b>	9 Dennis Gates vs. Fresno State, 12/11/01	11 Luke Walton, Arizona, 3/2/02
<b>Steals</b>	6 A.J. Diggs vs. Harvard, 12/28/01	4 Kyle Wente, Princeton, 11/15/01
<b>Blocked Shots</b>	5 Jamal Sampson vs. Washington, 1/17/02	4 Gerrick Morris, South Florida, 12/1/01
<b>Turnovers</b>	5 Jamal Sampson vs. Princeton, 11/15/01	9 E. Prasse-Freeman, Harvard, 12/28/01
	5 Shantay Legans at Arizona, 3/2/02	

\* Cal record

# Ties Cal record

## MISCELLANEOUS STATISTICS

	<i>California</i>	<i>Opponent</i>
<b>Bench Points</b> .....	796 (24.9 ppg)	551 (17.2 ppg)
<b>Field Goal Percentage – Home</b> .....	47.4% (485-1023)	39.1% (384-981)
<b>Field Goal Percentage – Away</b> .....	41.7% (252-605)	44.3% (243-548)
<b>Field Goal Percentage – Neutral</b> .....	44.3% (98-221)	47.2% (102-216)
<b>Most Points – Half</b> .....	57 at Arizona State (2nd)	50, at Arizona (2nd)
<b>Fewest Points – Half</b> .....	23 at South Florida (1st)	10, E. Washington (1st)
	23 at Arizona (2nd)	
<b>Record When Cal Shoots 50% or Better</b> .....	10-2	
<b>Record When Opponent Shoots 50% or Better</b> .....	2-3	
<b>Record When Cal Outrebounds Opponent</b> .....	12-1	
<b>Record When Cal Has Fewer Turnovers Than Opponent</b> .....	19-5	
<b>Record When Cal Has More Assists Than Opponent</b> .....	17-1	
<b>Record When Cal Leads at the Half</b> .....	16-1	
<b>Record When Opponent Leads at the Half</b> .....	6-7	
<b>Record When Tied at the Half</b> .....	1-1	
<b>Free Throw Percentage – Last 2 Minutes and OT</b> .....	80.1% (109-136)	76.2% (64-84)
	Diggs 11-16, RForehan-Kelly 15-19, Gates 7-8, GHughes 3-6, SHughes 0-1, Legans 26-27, Sampson 4-57, Shipp 21-25, Smith 2-2, Tamir 8-10, Wethers 12-15	
<b>Double Figure Scoring Games</b> .....	106	
	Diggs 2, RForehan-Kelly 14, Gates 7, GHughes 1, SHughes 11, Legans 9, Sampson 9, Shipp 26, Tamir 11, Wethers 16	
<b>Double-Doubles</b> .....	4	
	Sampson 4 (points-rebounds)	

Season in Review






## FINAL STANDINGS

	CONFERENCE					OVERALL							
	W	L	Pct	Home	Away	W	L	Pct	Home	Away	Neutral	Streak	Last 10
Oregon (NCAA)	14	4	.777	9-0	5-4	26	9	.743	16-0	5-6	5-3	Lost 1	8-2
<b>California (NCAA)</b>	<b>12</b>	<b>6</b>	<b>.667</b>	<b>8-1</b>	<b>4-5</b>	<b>23</b>	<b>9</b>	<b>.719</b>	<b>17-1</b>	<b>4-6</b>	<b>2-2</b>	<b>Lost 1</b>	<b>6-4</b>
Arizona* (NCAA)	12	6	.667	7-2	5-4	24	10	.706	9-4	6-5	9-1	Lost 1	7-3
USC (NCAA)	12	6	.667	7-2	5-4	22	10	.688	11-2	9-5	2-3	Lost 2	6-4
Stanford (NCAA)	12	6	.667	6-3	6-3	20	10	.667	10-3	7-3	3-4	Lost 1	6-4
UCLA (NCAA)	11	7	.611	6-3	5-4	21	12	.636	11-4	5-5	5-3	Lost 1	5-5
Arizona State (NIT)	7	11	.388	5-4	2-7	14	15	.483	10-5	2-9	2-1	Lost 5	3-7
Washington	5	13	.278	4-5	1-8	11	18	.379	6-6	4-10	1-2	Lost 1	4-6
Oregon State	4	14	.222	2-7	2-7	12	17	.414	8-7	4-8	0-2	Lost 2	2-8
Washington State	1	17	.056	1-8	0-9	6	21	.222	6-8	0-12	0-1	Won 1	2-8

\*Pac-10 Tournament Champion



### PAC-10 PLAYERS OF THE YEAR

2002	Sam Clancy, USC
<b>2001</b>	<b>Sean Lampley, Cal</b>
2000	Eddie House, ASU
1999	Jason Terry, Arizona
1998	Mike Bibby, Arizona
<b>1997</b>	<b>Ed Gray, Cal</b>
<b>1996</b>	<b>Shareef Abdur-Rahim, Cal</b>
1995	Ed O'Bannon, UCLA
	Damon Stoudamire, Arizona
<b>1994</b>	<b>Jason Kidd, Cal</b>
1993	Chris Mills, Arizona

### PAC-10 COACHES OF THE YEAR

2002	Ernie Kent, Oregon
2001	Steve Lavin, UCLA
2000	Mike Montgomery, Stanford
1999	Mike Montgomery, Stanford
1998	Lute Olson, Arizona
<b>1997</b>	<b>Ben Braun, Cal</b>
1996	Bob Bender, Washington
1995	Jim Harrick, UCLA
1994	Lute Olson, Arizona
1993	Lute Olson, Arizona

## PAC-10 POSTSEASON HONORS

### ALL-PAC-10

Name	School	Pos	Yr	Ht	Wt	Hometown
Curtis Borchardt	Stanford	C	Jr.	7-0	230	Redmond, WA
Sam Clancy	USC	F	Sr.	6-7	240	Fairview, OH
Jason Gardner	Arizona	G	Jr.	5-10	181	Indianapolis, IN
Casey Jacobsen	Stanford	G/F	Jr.	6-6	210	Glendora, CA
Frederick Jones	Oregon	G	Sr.	6-4	210	Portland, OR
Jason Kapono	UCLA	F	Jr.	6-8	206	Lakewood, CA
Chad Prewitt	Arizona State	F/C	Sr.	6-9	241	Phoenix, AZ
Luke Ridnour	Oregon	G	So.	6-2	165	Blaine, WA
Luke Walton	Arizona	F	Jr.	6-8	241	San Diego, CA
Doug Wrenn	Washington	F	So.	6-8	210	Seattle, WA

*Cal Honorable Mention:* Joe Shipp

### PAC-10 ALL-FRESHMAN

Name	School	Pos	Ht	Wt	Hometown
Errick Craven	USC	G	6-2	170	Torrance, CA
Channing Frye	Arizona	C	6-10	222	Phoenix, AZ
<b>Jamal Sampson</b>	<b>California</b>	<b>C</b>	<b>6-11</b>	<b>225</b>	<b>Santa Ana, CA</b>
Salim Stoudamire	Arizona	G	6-1	176	Portland, OR
<b>Amit Tamir</b>	<b>California</b>	<b>C/F</b>	<b>6-10</b>	<b>245</b>	<b>Jerusalem, Israel</b>

### PAC-10 ALL-ACADEMIC

Name	School	Yr	GPA	Major
Curtis Borchardt	Stanford	Jr.	3.13	American Studies
<b>Dennis Gates</b>	<b>California</b>	<b>Grad.</b>	<b>3.12</b>	<b>Education</b>
Ben Lindquist	Oregon	Sr.	3.24	Business Administration
J Locklier	Washington St.	Grad.	3.68	Education Administration
Shawn Redhage	Arizona State	Jr.	3.44	Construction Sciences

*Cal Honorable Mention:* Donte Smith

### INDIVIDUAL HONORS

<b>Player of the Year:</b>	..... Sam Clancy	..... USC
<b>Freshman of the Year:</b>	..... Salim Stoudamire	..... Arizona
<b>Newcomer of the Year:</b>	..... Doug Wrenn	..... Washington
<b>Coach of the Year:</b>	..... Ernie Kent	..... Oregon



# 2001-02 PAC-10 STATISTICS



## TEAM STATISTICS

### SCORING OFFENSE

	<i>G</i>	<i>W-L</i>	<i>Pts</i>	<i>Avg/G</i>
1. Oregon .....	35	26-9	2994	85.5
2. Arizona .....	34	24-10	2793	82.1
3. Stanford .....	30	20-10	2420	80.7
4. USC .....	32	22-10	2494	77.9
5. Arizona State .....	29	14-15	2229	76.9
6. UCLA .....	33	21-12	2476	75.0
<b>7. California .....</b>	<b>32</b>	<b>23-9</b>	<b>2310</b>	<b>72.2</b>
8. Washington .....	29	11-18	2088	72.0
9. Washington State .....	27	6-21	1900	70.4
10. Oregon State .....	29	12-17	1866	64.3

### SCORING DEFENSE

	<i>G</i>	<i>Pts</i>	<i>Avg/G</i>
1. Oregon State .....	29	1928	66.5
<b>2. California .....</b>	<b>32</b>	<b>2130</b>	<b>66.6</b>
3. USC .....	32	2232	69.8
4. Oregon .....	35	2538	72.5
5. UCLA .....	33	2398	72.7
Stanford .....	30	2180	72.7
7. Arizona State .....	29	2142	73.9
8. Washington .....	29	2236	77.1
9. Arizona .....	34	2642	77.7
10. Washington State .....	27	2170	80.4

### SCORING MARGIN

	<i>G</i>	<i>OFF</i>	<i>DEF</i>	<i>Margin</i>
1. Oregon .....	35	85.5	72.5	+13.0
2. USC .....	32	77.9	69.8	+8.2
3. Stanford .....	30	80.7	72.7	+8.0
<b>4. California .....</b>	<b>32</b>	<b>72.2</b>	<b>66.6</b>	<b>+5.6</b>
5. Arizona .....	34	82.1	77.7	+4.4
6. Arizona State .....	29	76.9	73.9	+3.0
7. UCLA .....	33	75.0	72.7	+2.4
8. Oregon State .....	29	64.3	66.5	-2.1
9. Washington .....	29	72.0	77.1	-5.1
10. Washington State .....	27	70.4	80.4	-10.0

### FIELD GOAL PERCENTAGE

	<i>G</i>	<i>FG</i>	<i>FGA</i>	<i>Pct</i>
1. Oregon .....	35	1014	2082	.487
2. UCLA .....	33	902	1912	.472
3. Arizona .....	34	935	2039	.459
4. Arizona State .....	29	812	1784	.455
<b>5. California .....</b>	<b>32</b>	<b>835</b>	<b>1849</b>	<b>.452</b>
6. Stanford .....	30	822	1823	.451
7. Oregon State .....	29	643	1431	.449
8. USC .....	32	909	2063	.441
9. Washington .....	29	732	1663	.440
10. Washington State .....	27	649	1565	.415

### 3-POINT FIELD GOAL PERCENTAGE

	<i>G</i>	<i>FG</i>	<i>FGA</i>	<i>Pct</i>
1. Oregon .....	35	304	721	.422
2. UCLA .....	33	223	572	.390
3. Arizona .....	34	258	686	.376
4. Washington .....	29	177	480	.369
5. Oregon State .....	29	187	528	.354
6. USC .....	32	201	580	.347
7. Stanford .....	30	207	608	.340
8. Arizona State .....	29	144	431	.334
9. Washington State .....	27	175	545	.321
<b>10. California .....</b>	<b>32</b>	<b>187</b>	<b>595</b>	<b>.314</b>

### FREE THROW PERCENTAGE

	<i>G</i>	<i>FTM</i>	<i>FTA</i>	<i>Pct</i>
1. Oregon .....	35	662	861	.769
2. Arizona .....	34	665	910	.731
3. Oregon State .....	29	393	542	.725
4. Washington State .....	27	427	605	.706
5. Stanford .....	30	569	813	.700
6. USC .....	32	475	686	.692
7. UCLA .....	33	449	649	.692
<b>8. California .....</b>	<b>32</b>	<b>453</b>	<b>669</b>	<b>.677</b>
9. Washington .....	29	447	667	.670
10. Arizona State .....	29	461	703	.656

### FG PERCENTAGE DEFENSE

	<i>G</i>	<i>FG</i>	<i>FGA</i>	<i>Pct</i>
<b>1. California .....</b>	<b>32</b>	<b>729</b>	<b>1743</b>	<b>.418</b>
2. Stanford .....	30	763	1811	.421
3. USC .....	32	763	1805	.423
4. UCLA .....	33	853	2008	.425
5. Oregon .....	35	935	2180	.429
6. Oregon State .....	29	706	1640	.430
7. Arizona .....	34	974	2230	.437
8. Washington .....	29	783	1775	.441
9. Arizona State .....	29	684	1502	.455
10. Washington State .....	27	787	1587	.496

### TURNOVER MARGIN

	<i>G</i>	<i>Team</i>	<i>Avg</i>	<i>Opp</i>	<i>Avg</i>	<i>Mar</i>
1. USC .....	32	389	12.2	551	17.2	+5.06
<b>2. California .....</b>	<b>32</b>	<b>423</b>	<b>13.2</b>	<b>551</b>	<b>17.2</b>	<b>+4.00</b>
3. Arizona State .....	29	438	15.1	508	17.5	+2.41
4. Oregon .....	35	482	13.8	536	15.3	+1.54
5. Arizona .....	34	478	14.1	460	13.5	-0.53
6. Washington State .....	27	416	15.4	391	14.5	-0.93
7. Stanford .....	30	409	13.6	368	12.3	-1.37
8. UCLA .....	33	496	15.0	450	13.6	-1.39
9. Oregon State .....	29	414	14.3	362	12.5	-1.79
10. Washington .....	29	502	17.3	398	13.7	-3.59

Season in Review





## INDIVIDUAL STATISTICS

### SCORING

	<i>G</i>	<i>FG</i>	<i>3FG</i>	<i>FT</i>	<i>Pts</i>	<i>Avg</i>
1. Jacobsen, Casey-STAN	30	205	64	184	658	21.9
2. Gardner, Jason-ARIZ	34	197	106	192	692	20.4
3. Wrenn, Doug-WASH	28	207	18	114	546	19.5
4. Clancy, Sam-USC	32	236	1	138	611	19.1
5. Jones, Frederick-ORE	35	215	51	169	650	18.6
6. Prewitt, Chad-ASU	29	166	34	127	493	17.0
7. Borchardt, Curtis-STAN	29	171	11	138	491	16.9
8. Jackson, Luke-ORE	35	189	46	159	583	16.7
9. Moore, Marcus-WSU	27	148	46	106	448	16.6
10. Ricci, Philip-OSU	28	161	2	130	454	16.2

### REBOUNDING

	<i>G</i>	<i>OFF</i>	<i>DEF</i>	<i>TOT</i>	<i>Avg</i>
1. Borchardt, Curtis-STAN	29	109	223	332	11.4
2. Clancy, Sam-USC	32	98	204	302	9.4
3. Gadzuric, Dan-UCLA	33	92	163	255	7.7
4. Dixon, David-WASH	29	64	157	221	7.6
5. Johnson, Robert-ORE	35	81	181	262	7.5
6. Bluthenthal, David-USC	32	85	153	238	7.4
7. Walton, Luke-ARIZ	31	57	170	227	7.3
8. Prewitt, Chad-ASU	29	88	123	211	7.3
9. Anderson, Rick-ARIZ	34	99	146	245	7.2
10. Ricci, Philip-OSU	28	54	144	198	7.1

### FIELD GOAL PERCENTAGE

	<i>G</i>	<i>FG</i>	<i>FGA</i>	<i>Pct</i>
1. Frye, Channing-ARIZ	34	122	205	.595
<b>2. Hughes, Solomon-CAL</b>	<b>28</b>	<b>95</b>	<b>160</b>	<b>.594</b>
3. Borchardt, Curtis-STAN	29	171	297	.576
4. Gadzuric, Dan-UCLA	33	164	296	.554
5. Christoffersen, C.-ORE	35	110	201	.547
6. Dixon, David-WASH	29	96	178	.539
Jackson, Brian-OSU	25	96	178	.539
8. Ricci, Philip-OSU	28	161	300	.537
9. Jones, Frederick-ORE	35	215	413	.521
10. Prewitt, Chad-ASU	29	166	319	.520

### 3-POINT FIELD GOAL PERCENTAGE

	<i>G</i>	<i>3FG</i>	<i>FGA</i>	<i>Pct</i>
1. Leep, Grant-WASH	29	39	74	.527
2. Lever, Anthony-ORE	35	53	106	.500
3. Stoudamire, Salim-ARIZ	34	73	161	.453
4. Kapon, Jason-UCLA	33	87	192	.453
5. Ridnour, Luke-ORE	35	93	211	.441
6. Knight, Erroll-WASH	29	30	70	.429
7. Anderson, Rick-ARIZ	34	35	83	.422
Crandall, Kenny-ASU	23	35	83	.422
9. Barnes, Matt-UCLA	31	43	103	.417
10. Allen, Curtis-WASH	29	48	115	.417

### FREE THROW PERCENTAGE

	<i>G</i>	<i>FTM</i>	<i>FTA</i>	<i>Pct</i>
1. Stoudamire, Salim-ARIZ	34	103	114	.904
2. Allen, Curtis-WASH	29	101	114	.886
3. Jones, Frederick-ORE	35	169	194	.871
4. Ridnour, Luke-ORE	35	111	128	.867
5. Jackson, Luke-ORE	35	159	184	.864
6. Kapon, Jason-UCLA	33	101	118	.856
7. Knight, Billy-UCLA	33	114	138	.826
8. Bush, Mike-WSU	21	53	65	.815
9. Massingale, C.J.-WASH	28	59	73	.808
10. Jackson, Brian-OSU	25	80	99	.808

### ASSISTS

	<i>G</i>	<i>Assists</i>	<i>Avg</i>
1. Walton, Luke-ARIZ	31	194	6.26
2. Granville, Brandon-USC	32	184	5.75
3. Ridnour, Luke-ORE	35	176	5.03
4. Moore, Marcus-WSU	27	131	4.85
5. Gardner, Jason-ARIZ	34	155	4.56
6. Allen, Curtis-WASH	29	126	4.34
<b>7. Legans, Shantay-CAL</b>	<b>31</b>	<b>117</b>	<b>3.77</b>
8. Bozeman, Cedric-UCLA	26	92	3.54
9. Jacobsen, Casey-STAN	30	106	3.53
10. Barnes, Matt-UCLA	31	108	3.48

### STEALS

	<i>G</i>	<i>Steals</i>	<i>Avg</i>
1. Craven, Errick-USC	32	68	2.12
2. Moore, Marcus-WSU	27	55	2.04
3. Jones, Frederick-ORE	35	63	1.80
4. Clancy, Sam-USC	32	56	1.75
5. Granville, Brandon-USC	32	54	1.69
6. Ridnour, Luke-ORE	35	58	1.66
7. Walton, Luke-ARIZ	31	50	1.61
8. Millage, Curtis-ASU	29	46	1.59
9. Gardner, Jason-ARIZ	34	53	1.56
<b>10. Diggs, A.J.-CAL</b>	<b>32</b>	<b>47</b>	<b>1.47</b>

### BLOCKED SHOTS

	<i>G</i>	<i>Blocks</i>	<i>Avg</i>
1. Borchardt, Curtis-STAN	29	83	2.86
2. Dixon, David-WASH	29	67	2.31
<b>3. Sampson, Jamal-CAL</b>	<b>32</b>	<b>54</b>	<b>1.69</b>
4. Clancy, Sam-USC	32	48	1.50
5. Frye, Channing-ARIZ	34	50	1.47
6. Ricci, Philip-OSU	28	41	1.46
7. Gadzuric, Dan-UCLA	33	42	1.27
8. Smith, Tommy-ASU	29	34	1.17
<b>9. Hughes, Solomon-CAL</b>	<b>28</b>	<b>31</b>	<b>1.11</b>
10. Christoffersen, C.-ORE	35	38	1.09